

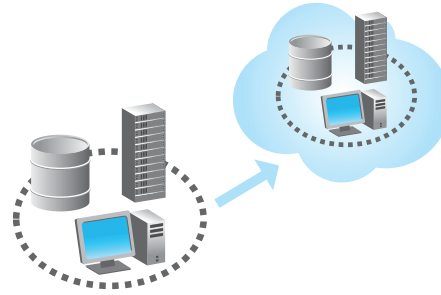
## 1. Design

Design your system(s) in-house, with our assistance: physical or virtual, servers/switches/storage.



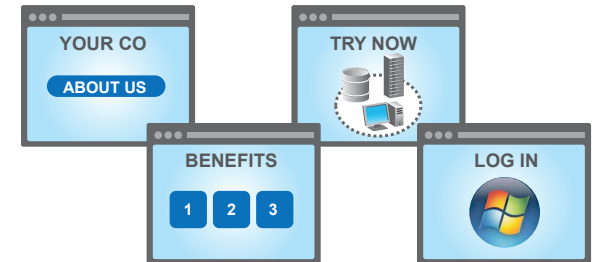
## 2. Build & Import or Migrate

CloudShare creates new virtual machines or imports your existing software and system configuration from your system or other Clouds, to identically match your system, hosted in the CloudShare production Cloud.



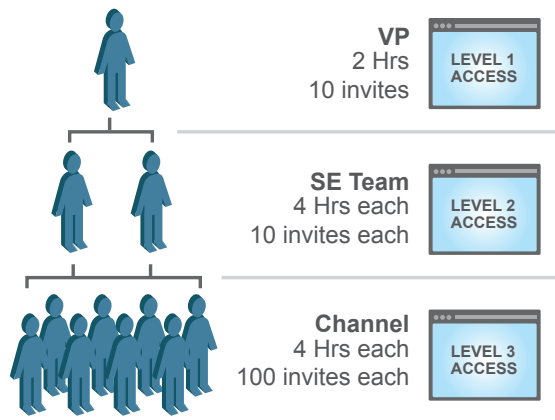
## 3. Stage

CloudShare works with you to stage your virtual machines in your own, private Cloud Demo Center™ - a dedicated, branded web-based application in a mini-site featuring your product, messaging, materials, and guided tips on use, embedded in your environment.



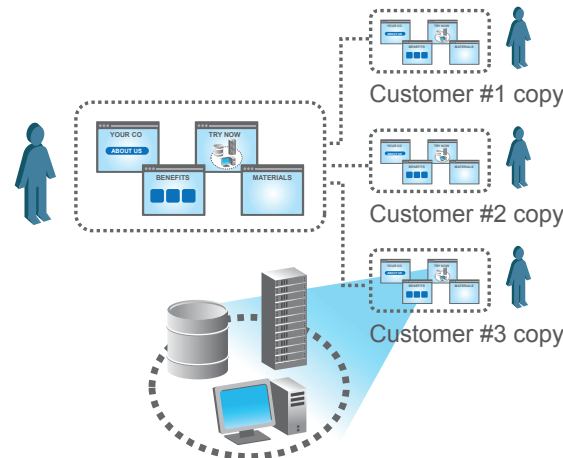
## 4. Assign & Allocate

Log in to CloudShare to assign permissions to your team and channel, as well as allocating time and management resources and controls as desired.



## 5. Replicate & Share

Each member of your team can make any number of completely independent, standalone copies of your full Cloud Demo Center, in real-time – less than 10 seconds per copy. Your team members can thus provide end-users access to their own, individual environments to modify and use.



## 6. Monitor, Report, Manage, and Automate

View statistics and usage by sales engineers and end-user customers, and manage their use – including automation of replication, use limits, and shutdowns. Of course, we're integrated with Salesforce.com.

John Smith	08/10/2009	45 min	<a href="#">edit / delete</a>
Bob Vry	08/12/2009	15 min	<a href="#">edit / delete</a>
Sally K	08/23/2009	10 min	<a href="#">edit / delete</a>
Neumen Nu	08/14/2009	5 min	<a href="#">edit / delete</a>

[CLICK TO INVITE MORE USERS](#)

